










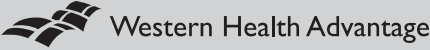


NEW HIRE RATING GUIDE

Carrier	Requirements
	New Hire rates will be based on the member's age at the member's enrollment date
	New Hire rates will be based on the member's age at the member's enrollment date
	New Hire rates will be based on the member's age at the member's enrollment date
	New Hire rates will be based on the member's age at the member's enrollment date
	New Hire rates will be based on the member's age at the group's effective date
	New Hire rates will be based on the member's age at the member's enrollment date
	New Hire rates will be based on the member's age at the group's effective date
	New Hire rates will be based on the member's age at the group's effective date
	New Hire rates will be based on the member's age at the member's enrollment date
	New Hire rates will be based on the member's age at the member's enrollment date
	New Hire rates will be based on the member's age at the member's enrollment date
	New Hire rates will be based on the member's age at the member's enrollment date

This guide has been created as a quick reference and does not replace the full underwriting guidelines published by each carrier. Please refer to the carrier guidelines for additional information.