

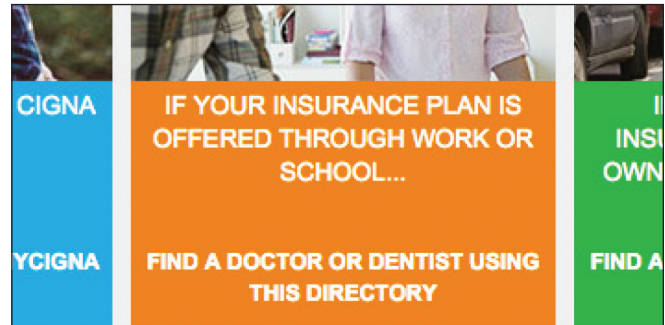
PROVIDER SEARCH INSTRUCTIONS




Cigna Provider Search Instructions:

1. Go to www.Cigna.com, click on FIND A DOCTOR/ DENTIST at the top of the screen. Then select the orange box that reads “If your insurance plan is offered through work.”

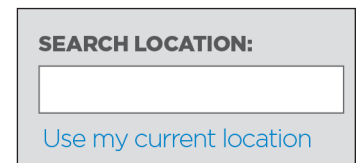
(If you already have a Cigna plan, log in to myCigna.)



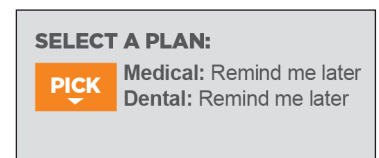
2. Choose whether you’re looking for a doctor or a place to receive medical care.




3. Enter the geographic location you want to search.



4. Select one of the plans offered by your employer during open enrollment.



5. Enter a name, specialty or other search word. Click SEARCH to see your results.



That’s it! You will be presented with a list of healthcare professionals who match your criteria. You can obtain additional information about each provider by clicking on the “Provider Detail” link.